

### H-150 bamboo saw

Catalogue number 50130 (blade) and 50301 (handle). Previously 7015.

**Japanese backsaw (DOZUKI)**—Extra fine saw —designed for intricate and precise work on **BAMBOO**






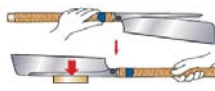
#### SPECIFICATION

PITCH	BLADE LENGTH	BLADE THICKNESS	KERF	MAXIMUM CUTTING DEPTH
1.00mm(25TPI)	150mm	0.3mm	0.46mm	38mm

#### FEATURES

- Split-resisting extra fine bamboo saw results in an incredibly clean finish.
- **38mm**-maximum cutting depth for wide-ranging cutting ability.
- Easy blade replacement with one simple tap.

#### REPLACEMENT OF SAW BLADE

Detaching blade	Attaching blade
<ul style="list-style-type: none"> <li>● Tap the front edge on a small block of scrap timber to loosen the blade.</li> </ul>  <ul style="list-style-type: none"> <li>● Pull the blade out of the spine.</li> </ul> 	<ul style="list-style-type: none"> <li>● Hook the blade into the spine.</li> </ul>  <ul style="list-style-type: none"> <li>● Tap the spine on a small block of scrap timber to attach the blade.</li> </ul> 

#### CAUTION:

Since the saw teeth are very sharp, we recommend that you wear gloves or wrap the blade with something (a cloth or towel or its cardboard sleeve) when replacing the blade.

**WARNING:** Never use excessive force when tapping the blade or spine, as the blade may fly out and cause serious injury. With a little practice you will quickly learn the correct amount of force to use.