

## H-240 Dozuki saw

Catalogue number 50136 (blade) and 50304 (handle). Previously 7030.

Ideal for extremely intricate and precise work on general wood materials







### SPECIFICATION

PITCH	BLADE LENGTH	BLADE THICKNESS	KERF	MAXIMUM CUTTING DEPTH
1.00mm (25 TPI)	240mm	0.30mm	0.40mm	50mm

### FEATURES

- **50mm** maximum cutting depth for wide-ranging cutting ability
- Reinforced thin blade and perfectly ground teeth are ideal for fine detail cutting leaving an incredibly smooth cut surface.
- Easy blade replacement with one simple tap.
- High quality sharp teeth are designed for long-lasting great performance.

### REPLACEMENT OF SAW BLADE

Detaching blade	Attaching blade
<ul style="list-style-type: none"> <li>● Tap the front edge on a small block of scrap timber to loosen the blade.</li> </ul>  <ul style="list-style-type: none"> <li>● Pull the blade out of the spine.</li> </ul> 	<ul style="list-style-type: none"> <li>● Hook the blade into the spine.</li> </ul>  <ul style="list-style-type: none"> <li>● Tap the spine on a small block of scrap timber to attach the blade.</li> </ul> 

#### CAUTION:

Since the saw teeth are very sharp, we recommend that you wear gloves or wrap the blade with something (a cloth or towel or its cardboard sleeve) when replacing the blade.

**WARNING:** Never use excessive force when tapping the blade or spine, as the blade may fly out and cause serious injury. With a little practice you will quickly learn the correct amount of force to use.